



General-purpose Foil Strain Gages

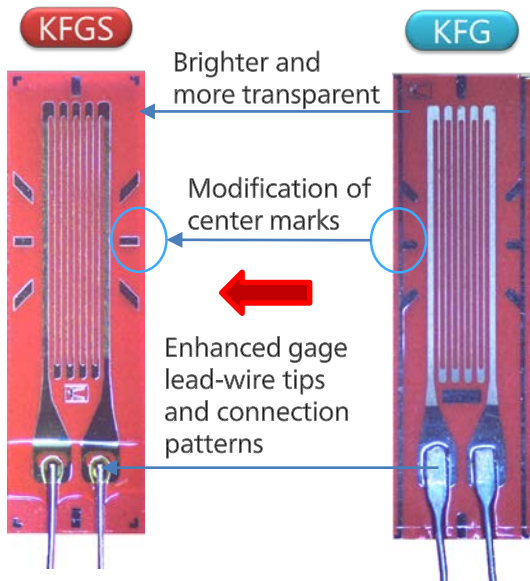
KFGS series NEW

New strain gages with the world highest level performance

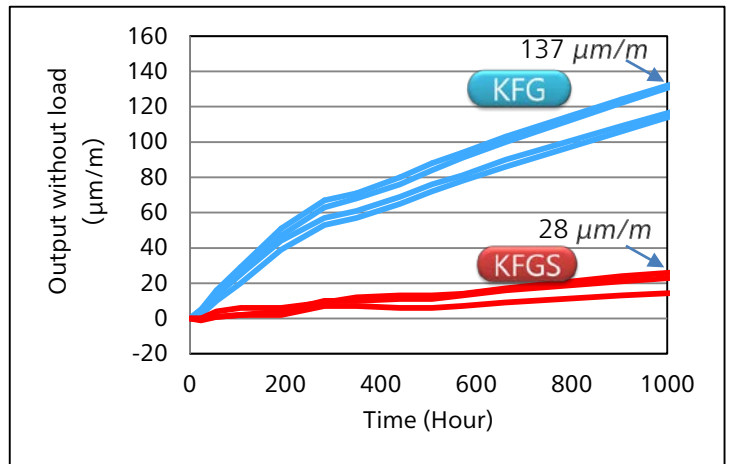
- CE compliant
 - All models are RoHS compliant
- Improved quality
 - Excellent long-term stability, repeatability, and reliability
- Improving for affixing work
 - Modification of center marks
 - Brighter and more transparent
 - Improved flexibility
- New package
 - Every gage packaged separately
 - Substantial information on package

What's new?

Improved Pattern

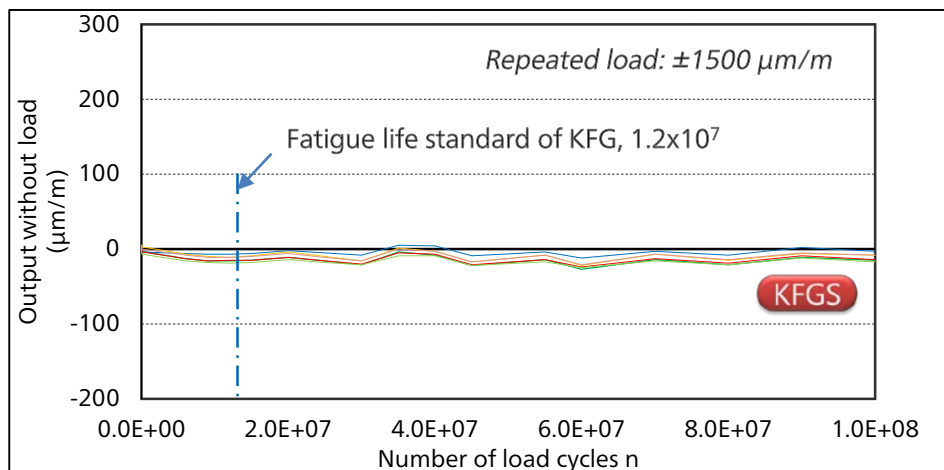


Excellent long-term stability




Accelerated test under 85°C and 85%RH, equivalent to 20 years long test under normal testing environment.

Excellent repeatability and reliability



Individual packing for every single gage



Product information on package (Front)

Symbolized gage pattern Transverse sensitivity CE marking (RoHS compliant)

KYOWA		MADE IN JAPAN	
Model 型式	KFGS-5-120-C1-11	Lot No. Y3730M Batch No. 000A	Quantity 数量
			10
Gage Factor (23°C, 50%RH) ゲージ率	2.10 ±1.0%	Temperature Compensation for 適合材料	STEEL
Gage Length ゲージ長	5mm	Adoptable Thermal Expansion 適合線膨張係数	11.7 × 10 ⁻⁶ /°C
Gage Resistance (23°C, 50%RH) ゲージ抵抗	119.8Ω ±0.2%	Applicable Adhesive 主な適用接着剤	CC-33A, EP-340
Transverse Sensitivity Ratio (23°C, 50%RH) 横感度比	0.1 ±0.1%	Temperature Coefficient of Gage Factor ゲージ率の温度係数	Refer to Graph グラフ参照
Thermal Output 熱出力	Refer to Graph グラフ参照		共和国-1437
KYOWA STRAIN GAGES		CE	W01 EN50581:2012

Product information on package (Rear)

Thermal Output and Temperature Coefficient of Gage Factor
温度によるゲージの熱出力とゲージ率の温度係数

Based on Instrument G.F. of 2.00/ゲージ率設定2.00

The thermal output includes the characteristics of the following gage leads. For the strain gage with pre-attached leads, you should add the temperature effect on lead wires to the above equation.

熱出力は右記ゲージリードを含んだ状態での特性です。リード線付ゲージの場合は右式にリード線の温度影響分が加わります。

Test Conditions / 試験条件	
Model	型式 KFGS-5-120-C1-11
Lot No.	ロット番号 Y3730M
Adhesive	接着剤 PC-600
Tested on	試験片材質 SS400(11.7 × 10 ⁻⁶ /°C)
Gage Lead	ゲージリード φ0.16 × 25mm Silver-clad copper wires 銀クラッド銅線
Graph Data / グラフデータ	
Thermal Output / 熱出力 (T : Temperature / 温度 [°C])	$= -0.3720 \times 10^2 + 0.2852 \times 10^1 \times T^1$ $- 0.5525 \times 10^3 \times T^2 + 0.2888 \times 10^3 \times T^3$ $- 0.3236 \times 10^4 \times T^4 (\mu\text{m}/\text{m})$
Tolerance / 許容差	±0.85(μm/m)/°C
Temperature Coefficient of Gage Factor ゲージ率の温度係数	0.8 ± 0.5(%/100°C)

Kyowa Electronic Instruments Co., Ltd.

Overseas Department:
 3-5-1, Chofugaoka, Chofu, Tokyo 182-8520 Japan
 TEL: +81-42-489-7220 FAX: +81-42-488-1122
 E-mail: overseas@kyowa-ei.co.jp
 Web: <http://www.kyowa-ei.com/>

Safety Precautions

Be sure to observe the safety precautions given in the instruction manual, in order to ensure correct and safe operation.

• Specifications are subject to change without notice for improvement.



JQA-0821
JQA-EM4824

Manufacturer's Representative